




# WALTHALL SPEC BUILDING

# 31,500 SQFT

## OVERVIEW

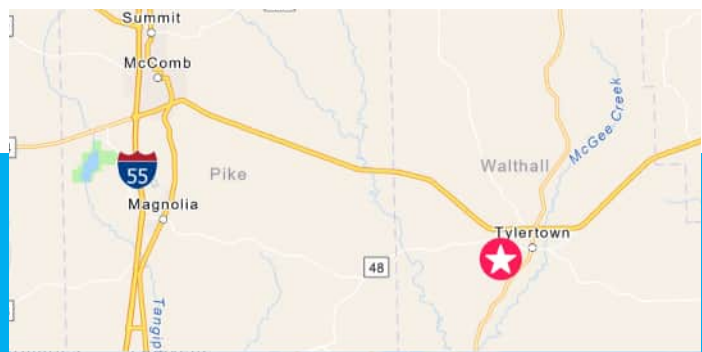


## ABOUT THE PROPERTY

Located in the Walthall County Industrial Park this 31,500 sqft like-new industrial building on 5 acres of land is a great building for light manufacturing or warehouse/distribution operations.

## PROPERTY FEATURES

- Equipped with movable two story office space
- HVAC in entire building
- Three dock doors
- 30 ft x 50 ft column spacing
- 24 foot ceiling and eave height
- Spinkler system



**Pam Keaton**  
Economic Developer



601.876.2680




walthallchamber@bellsouth.net



# WALTHALL SPEC BUILDING

# 31,500 SQFT

## OVERVIEW



## ABOUT THE PROPERTY

Located in the Walthall County Industrial Park this 31,500 sqft like-new industrial building on 5 acres of land is a great building for light manufacturing or warehouse/distribution operations.

## PROPERTY FEATURES

- Equipped with movable two story office space
- HVAC in entire building
- Three dock doors
- 30 ft x 50 ft column spacing
- 24 foot ceiling and eave height
- Spinkler system



**Pam Keaton**  
Economic Developer



601.876.2680



walthallchamber@bellsouth.net